

## Aeros - Software download - Update Aeros Essentials software

Attached, please check the latest Aeros Essentials software Rev 1.04.0082.

### Steps to update Essentials in Aeros:

Please check the instrument for the latest Aeros Essentials software. The current version of software can be found using **JOBS > ABOUT**. The **ABOUT** menu provides information about HunterLab and the current software version. If your version is less than the update, then continue.

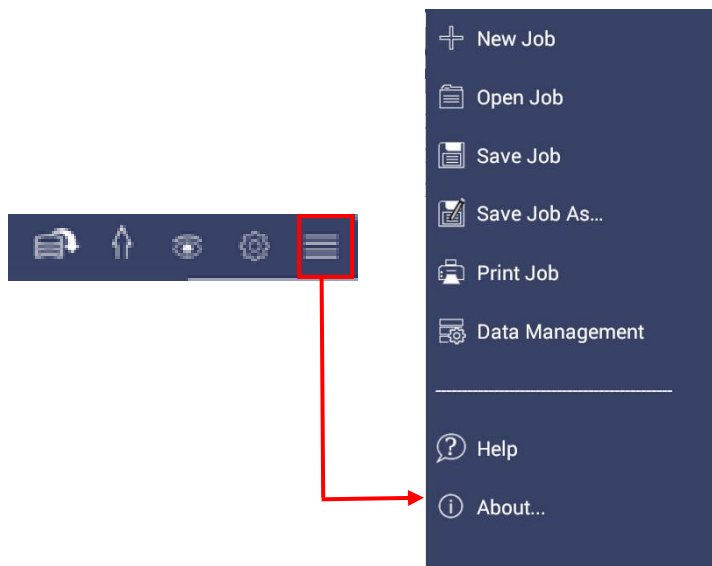


Figure. JOBS > ABOUT

Check the version of software on the **ABOUT** page.

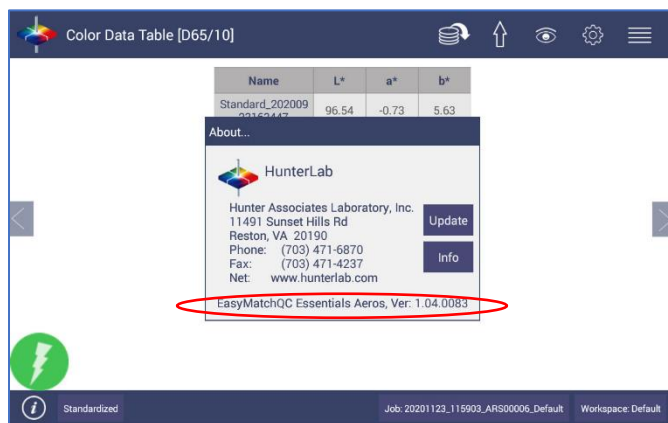


Figure. Essentials Version Number

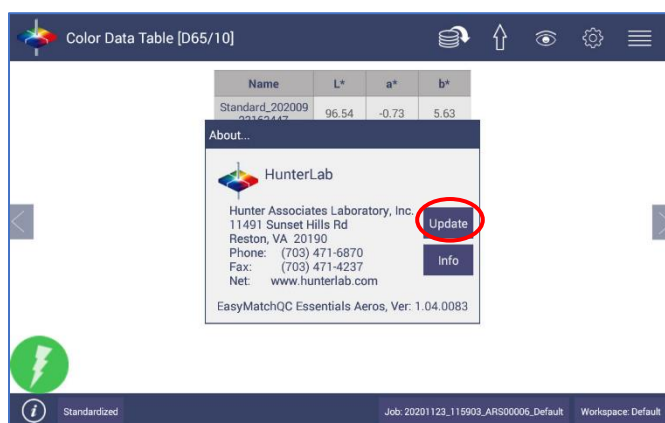
To update the software version download the new version onto a USB flash drive. This software upgrade is found on [support.hunterlab.com](http://support.hunterlab.com) site.

Insert the USB flash drive with the upgrade into the port on the front of the instrument.



**Figure. Insert Flash Drive**

Open the **JOBS > ABOUT** menu and press **UPDATE** to continue.



**Figure. Update**

The Instrument will detect the corresponding Essentials apk file on the flash drive. If the latest Essentials is already installed in the instrument, the following message will be displayed: ***The application package is up to date.***

Verify the update by returning to **JOBS > ABOUT** and checking the version number. After the update, open Essentials and it might prompt to enter or create an Administrator Account. If needed, you can edit this account in User Manager later.